



Mary's Block

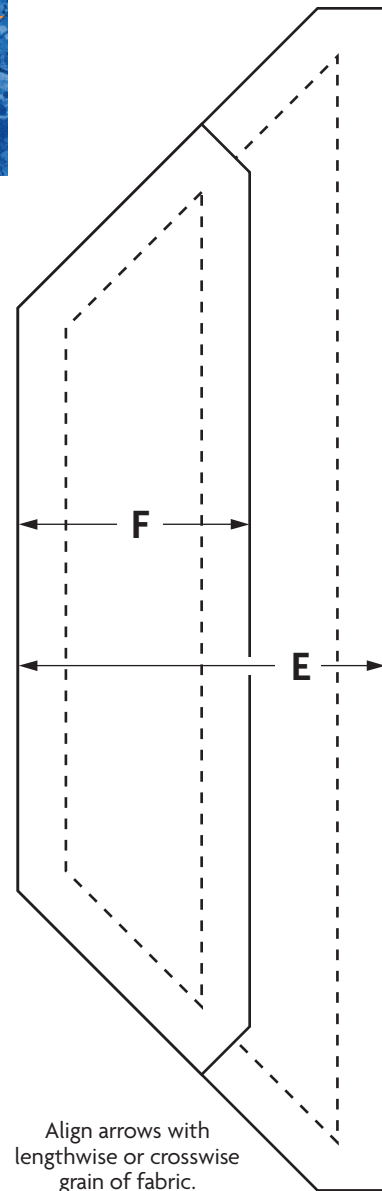
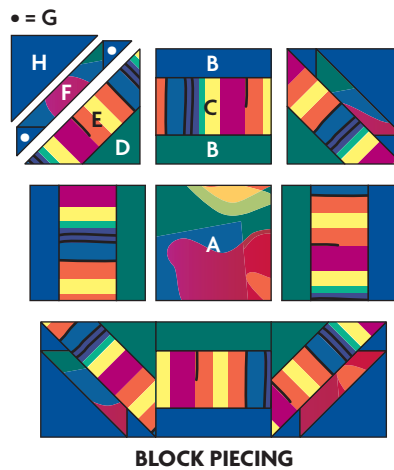
12" Block

The composition of this block allows you to highlight different aspects of the design to create drastically different looks every time you make it. Experiment with value and color placement to accentuate the large A patch, the linear elements or the stacked triangles in the corners. An interesting diamond and triangle secondary pattern is created when the blocks are placed side by side. Your block can look ultra-modern or timelessly classic, depending on your choice and placement of fabrics. 



Set your printer to 100% or "no scaling" before you print your pdf.

This line should measure 2".



ROTARY CUTTING

Measurements include 1/4" seam allowances.
Align arrows with lengthwise or crosswise grain of fabric.

